

SANSKAR PUBLIC SCHOOL, RAIGARH

Identity Through Education

KABIR CHOWK, ODISHA ROAD, RAIGARH (C.G.)



SUMMER ASSIGNMENT
2024-25
CLASS - UKG

*Summer is the perfect time to
reset and recharge your self*

NAME - _____



General Instructions

Dear Parents & Students,

- ✚ **Summer Vacation** will start from 01.05.2024 to 17.06.2024.
- ✚ Students will take good care of their health by eating nutritious and healthy food and exercise daily.
- ✚ Be hydrated and eat juicy fruits such as melon, water melon, cucumber etc.
- ✚ Parents will take the print of the worksheet and help their child to complete the assignment.
- ✚ Parents will follow the instruction given on worksheet and guide their ward to make it complete.
- ✚ To enhance reading skill students read all the subjects daily.
- ✚ Parents are requested to guide the students to learn new words in English . It improves their vocabulary, literacy skill & build their confidence.
- ✚ The school will reopen on 18.06.2024, Tuesday.
- ✚ Students will submit the assignment in stick file to the class teacher on 19.06.2024 (Wednesday).
- ✚ School Reopening dates are tentative to change as per government directives.



Happy Summer Vacation

SANSKAR PUBLIC SCHOOL, RAIGARH (C.G.)

SUMMER VACATION HOME WORK

CLASS UKG

S.NO.	SKILLS	HOME WORK	LEARNING OUTCOMES
1	READING	<ul style="list-style-type: none">➤ English- Read Aa to Zz Alphabet➤ Hindi- वर्णमाला अ से ज तक पढ़िए, दो वर्णों वाले शब्द पढ़िए।➤ Maths- Forward counting 1 to 20, Back counting 20 to 1.➤ EVS- Read Fruits name, Vegetables name, My family, My home & about Living & Dining room.	<ul style="list-style-type: none">* You will be able to read and identify the letters.* Your will be able to learn the phonics of letters & new words.
2	WRITING	<ul style="list-style-type: none">➤ Take the print out and complete the worksheet according to the instruction given on it.➤ In Revision copy (3 in 1) write-<ul style="list-style-type: none">• Aa to Zz Alphabet three times.• 1-20 forward counting three times.• 20-1 back counting three times.• वर्णमाला अ से ज तक तीन बार लिखिए	<ul style="list-style-type: none">* You will be able to write and identify the letters.* Your will be able to recognise the letters & new words.
3	LEARNING	<ul style="list-style-type: none">➤ Poem- Little Boy Blue, Baa-Baa Black Sheep➤ कविता- काठ का घोड़ा, कुहू-कुहू➤ मंत्र उच्चारण- गायत्री मंत्र याद करिए➤ प्रार्थना- सुबह सवेरे याद करिए➤ Memorise- My self, (5 lines), Family members name.	<ul style="list-style-type: none">* You will be able to memorize the things.* Your speaking skill will be improved.
4	DRAWING & COLOURING	<ul style="list-style-type: none">➤ Colour & decorate the given picture.➤ Make the craft as shown in picture.	<ul style="list-style-type: none">* You will be able to improve your creativity.* You will be able to identify the colours.
5	LIFE SKILL	<ul style="list-style-type: none">➤ Memorise your Father & Mother mobile number & your address.➤ Memorise Emergency calling number.➤ Make a lemonade with the help of your parents and take a picture and paste in the page mentioned.	<ul style="list-style-type: none">* You will be able to improve your memory.* You will be able to develop your bonding with parents & helping nature.

Note : - Parents will not take the print out of this page.

Thought of the Day

Note:

1. Students will memorise 4-5 thoughts for "Thought of the Day" activity that will be conducted in Morning Assembly.
2. Student can memorise any other thought of their choice.
3. Parents will not take the print out of this page.

Gratitude is the Foundation of happiness

All our dreams can come true; if we have the courage to pursue them."

"Keep your face always toward the sunshine and shadows will fall behind you."


Learn from yesterday, live for today, hope for tomorrow.

Everything is possible nothing is impossible.


Time is precious don't waste it.

Think before you speak.

Education is a key to success.




All About Me



I am _____
years old

Self Portrait



My Birthday is: _____



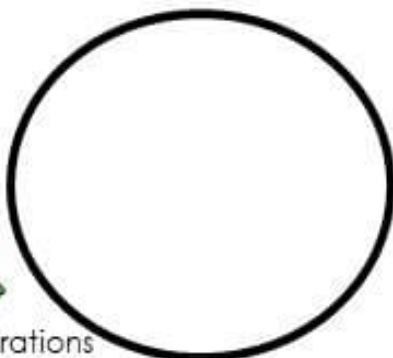

My Favorite

Color: _____



Animal: _____

Food: _____




Book: _____





Complete the worksheet and colour it.

My Summer Vacation



Write about something you did this summer.



Making Lemonade


Ingredients:

Lemons

Water

Sugar

1. Squeeze the juice out of the lemons.
2. Put the lemon juice in a pitcher.
3. Fill up the pitcher with water.
4. Add sugar.
5. Stir.



*Photo courtesy of
Jen Waller @Flickr.com*

Hmmmm...how do you think this lemonade will taste?



Paste your picture with lemonade






English

Complete the letters





Write small letters





Search the path with letters



The maze contains the following letters in various positions:

- Top row: a, b, c, d, e, f, g
- Second row: k
- Third row: f, r, u, n, x
- Left side (top to bottom): c, a, w, n, t
- Right side (top to bottom): h, i, j, k, e, u
- Middle row: o, n, m, l
- Bottom row: e, v, s, r, q
- Bottom-left side (top to bottom): b, f
- Bottom-middle side (top to bottom): t, u
- Bottom-right side (top to bottom): z, y
- Bottom-most row: v, w, x, y, z





Hindi



1 स्वर – खाली स्थान में सही वर्ण भरो –

— आ, — ई, — ऊ, — ऐ — औ — अं — ।

2 व्यंजन – खाली स्थान में चित्र देखकर सही वर्ण भरो



क	—	ग	—	ङ
—	छ	—	झ	ञ
—	ठ	ड	—	ण
त	थ	—	ध	—
प	—	ब	भ	—
य	र	—	—	
श	—	स	—	





नीचे दिए गए 2 अक्षर के शब्दों को पढ़िए और चित्रों से मिलाइए।



दस



नल

10



फल

रथ



जग

टब

घर



बस

पढ़



पग

बिना मात्रा के शब्द

२ अक्षर वाले रिक्त स्थान भरें



न__



फ__



ज__



घ__



ब__



ए__



ख__



र__



ह__



व__



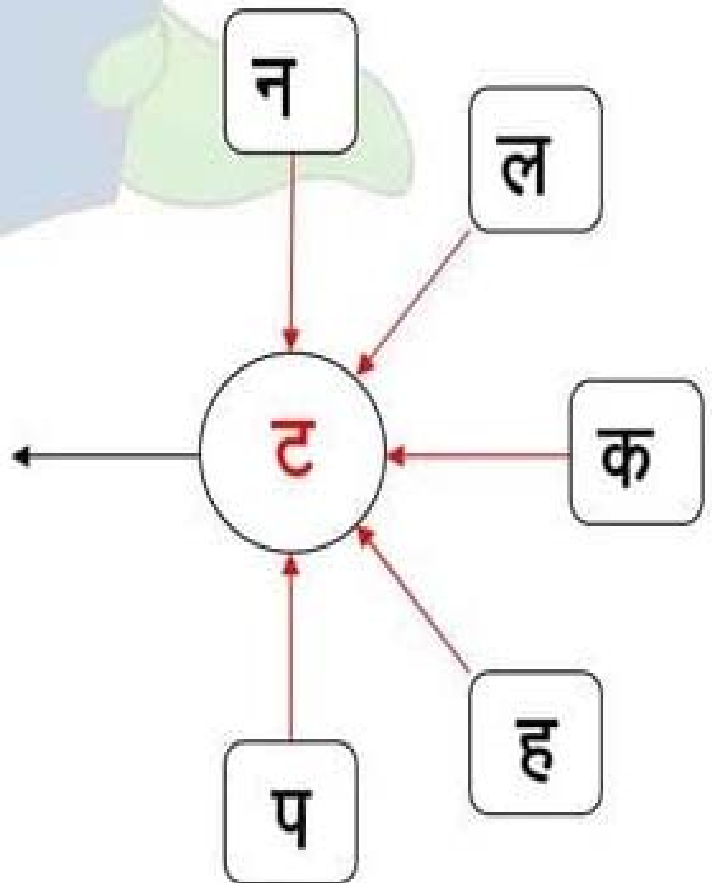
ब__



ध__

समान तुक वाले शब्द बनाओ और लिखो -






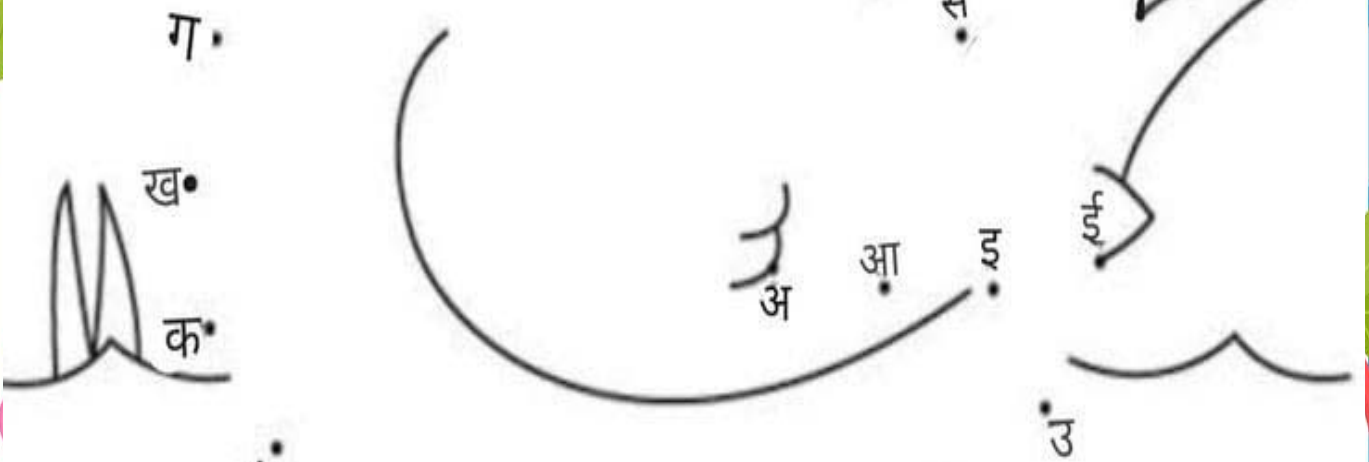


वर्ण माला का मिलान करते हुए चित्र पूर्ण कीजिए तथा रंग भरिए

थ द ध
त न
ण प
ठ ड ढ
ट ज झ ज छ
च भ



ड म ल व श क्ष ज श्र
घ य र ष ह त्र
ग स



ख क

अ आ इ ई

अं अं औ ओं ऐं एं ऊं























Maths




Fill the missing numbers

Missing Numbers

 1	 _____	 3	 _____
 _____	 6	 7	 _____
 _____	 10	 _____	 _____
 13	 _____	 _____	 16
 _____	 18	 _____	 20






Count the fruits & write their numbers





Complete the back counting





Write After & Before number



7 ← 8

□ ← 5

□ ← 7

□ ← 4

□ ← 9

□ ← 6

□ ← 10

□ ← 3

□ ← 2

6 → 7

8 → □

7 → □

9 → □

5 → □

4 → □


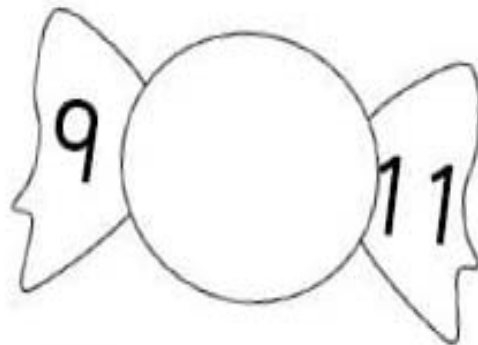
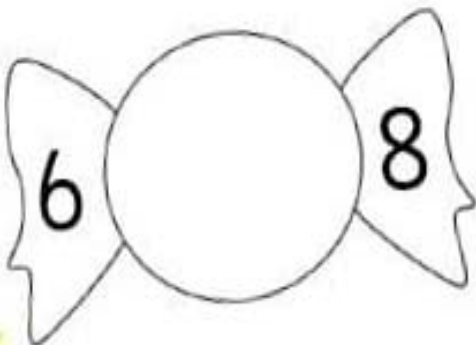
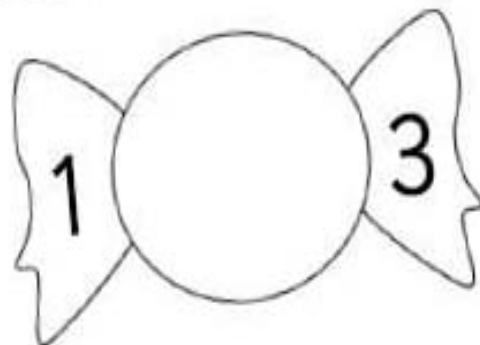
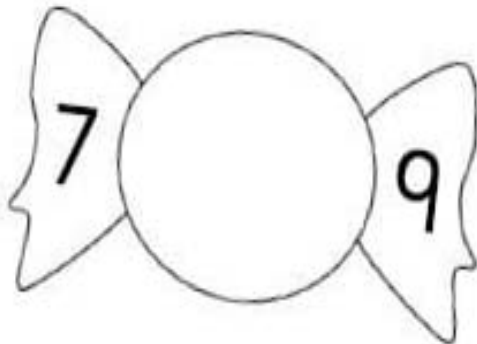
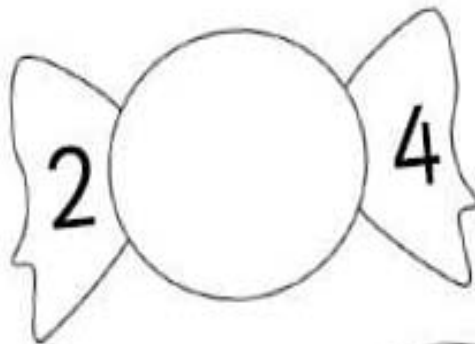
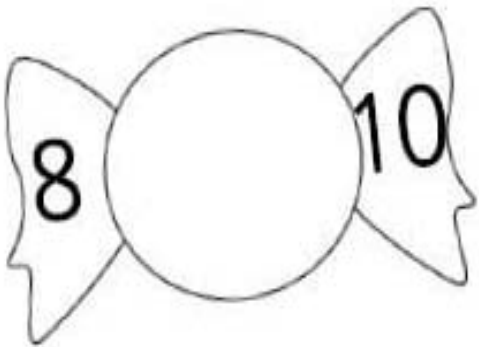
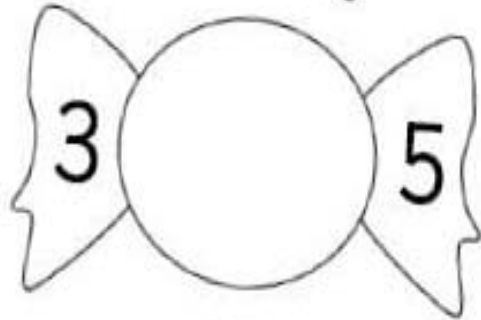
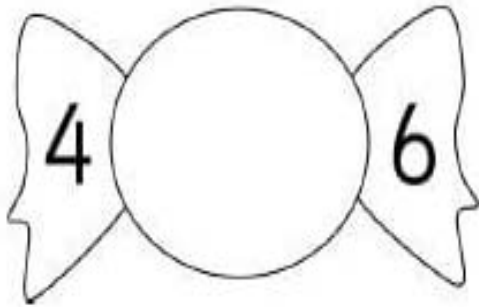
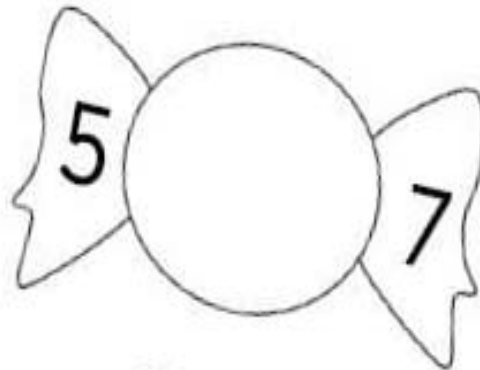
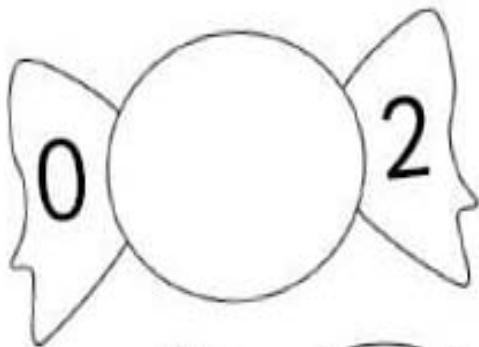
2 → □

1 → □

3 → □









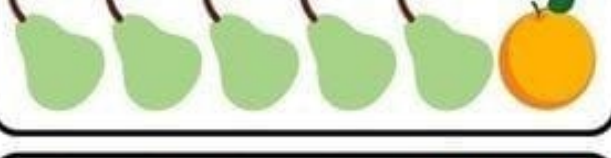




Write the between numbers























Count the fruits & write their number

			
	2	1	3
			
			
			
			
			
			
			

Vegetables

Direction: Circle the correct vegetable picture.

carrot			
eggplant			
broccoli			
radish			
spinach			
tomato			



Colour your like & dislike

I like apples!
I  

I don't like lemons!
I  





Listen and colour the hearts!



Like = 


Don't like = 



I  

I  

I  

I  

I  

I  

I  

I  
















Draw a line from each object to its shadow.





CLASSIFY THE FRUITS AND VEGETABLES

FRUITS	VEGETABLES

Banana 	Broccoli 	Pear 	Tomato 	Orange 
Avocado 	Pineapple 	Potato 	Strawberry 	Cucumber 
Onion 	Grapes 	Cherry 	Corn 	Mango 

Make the perfect pair.





Cut & paste the parts of house and write its name





My Family

Fill the boxes with correct words.

sister

grandfather

father

grandmother

mother


brother







Craft

Make the craft as shown in picture and paste it in the box.



Cut & make the craft as shown in the picture



Colour & Decorate the picture

HAPPY FATHER'S DAY



Colour the picture

